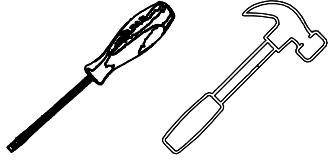


MONTAJ KILAVUZU

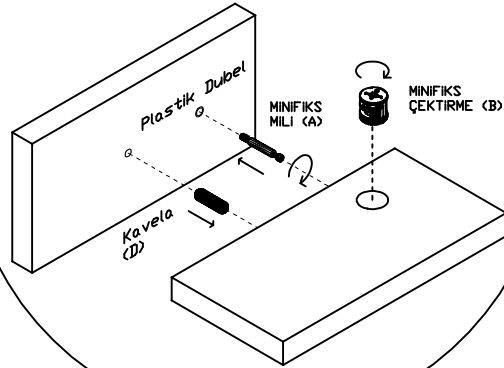
adedto
Mobilyanın Güvencesi

SEMS AYAKKABILIK

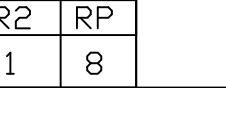
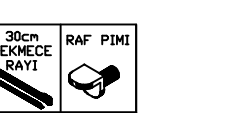
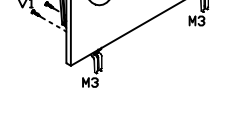
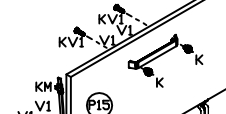
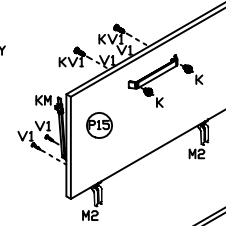
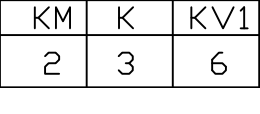
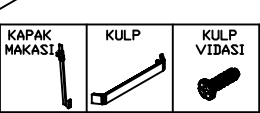
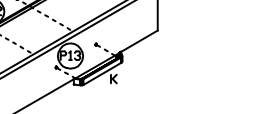
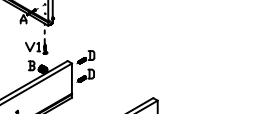
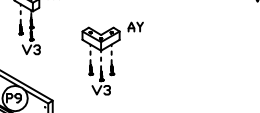
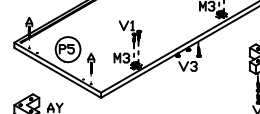
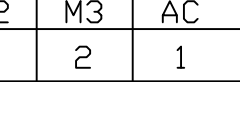
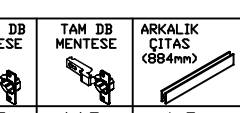
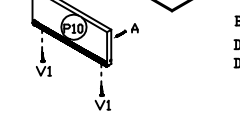
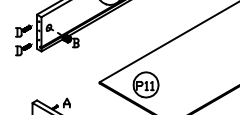
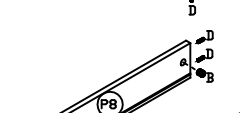
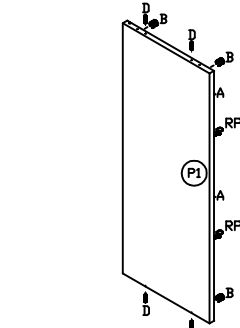
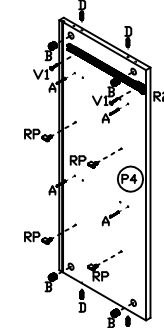
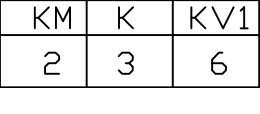
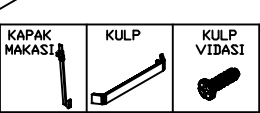
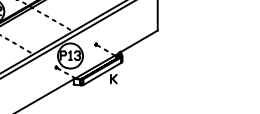
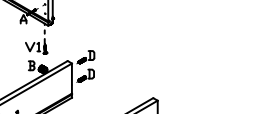
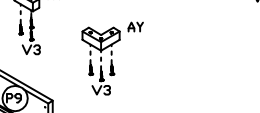
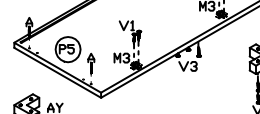
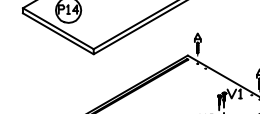
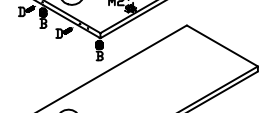
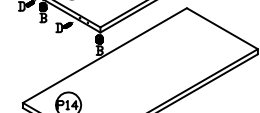
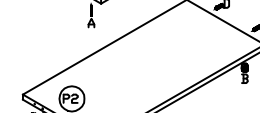
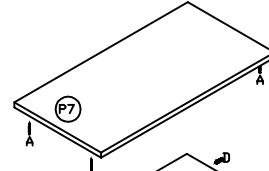
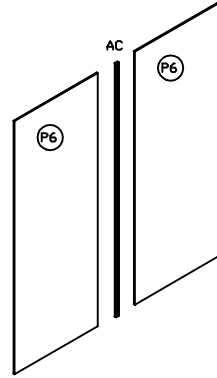


MONTAJA BAŞLAMADAN ÖNCE
MINİFIX MILİNİ VE MINİFIX ÇEKTİRME
GEREÇLERİNİ AŞAĞIDAKİ DAİRE İÇİNDEKİ
DETAYA UYGUN
PARÇALARDAKİ YERLERİNE MONTE EDİNİZ

MINİFIX-ÇEKTİRME VE KAVELA YERLEŞTİRME SEMASI



KURULUMU ENAZ 2 KİŞİ İLE YAPINIZ



MENTESE BAĞLANTI DETAYI

D1	MENTESE KULAGINI GÖVDEDE İŞARETLİ YERE 3,5*18 VIDA İLE VIDALAYINIZ	
D2	MENTESEYİ KAPAKTA Kİ YERİNE YERLEŞTİREREK 3,5*18 VIDA İLE VIDALAYINIZ	
D3	KAPAKI GÖVDEYE TAKINIZ, KULAK UZERİNDEKİ VIDAYI SIKARAK SABİTLEME İŞLEMİNİ SONLANDIRINIZ.	

No	Parça Listesi	Adet
P1	sol yan (874*350*18mm)	1
P2	üst sabit raf (662*313*18mm)	1
P3	alt sabit raf (662*313*18mm)	1
P4	sağ yan (874*350*18mm)	1
P5	alt tabla (700*350*18mm)	1
P6	arkalık (884*336*4mm)	2
P7	üst tabla (700*350*18mm)	1
P8	çek. kasa arka (601*120*18mm)	1
P9	çek. kasa sağ (300*120*18mm)	1
P10	çek. kasa sol (300*120*18mm)	1
P11	çek. kasa altı (292*611*18mm)	1
P12	çek. kasa ön (601*120*18mm)	1
P13	çekmece önü (657*150*18mm)	1
P14	seyyar raf (662*286*18mm)	2
P15	kapak (657*356*18mm)	2

MINİFIX MİLİ	MINİFIX ÇEKTİRME	MINİFIX TİPA	KAVELA	3,5*18 VIDA	3,5*25 VIDA	ARKALIK SABİTLEYİCİ	YARIM DB MENTESE	TAM DB MENTESE	ARKALIK CİTAS (884mm)	AYAK	KAPAK MAKASTI	KULP	KULP VIDASI	30cm ÇEKMECE RAYI	RAF PİMİ
A	B	C	D	V1	V3	AS	M2	M3	AC	AY	KM	K	KV1	R2	RP
20	20	20	24	32	20	8	2	2	1	4	2	3	6	1	8